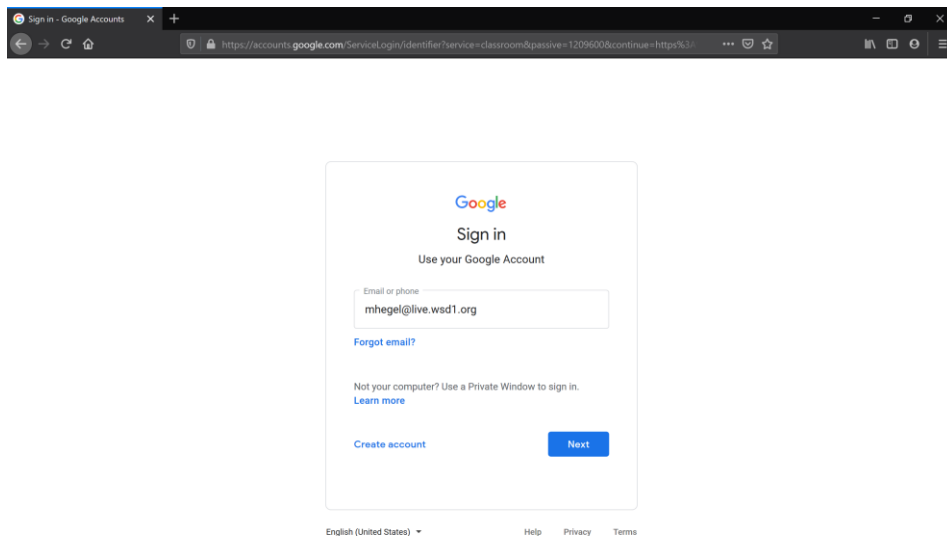


Accessing Google Classroom

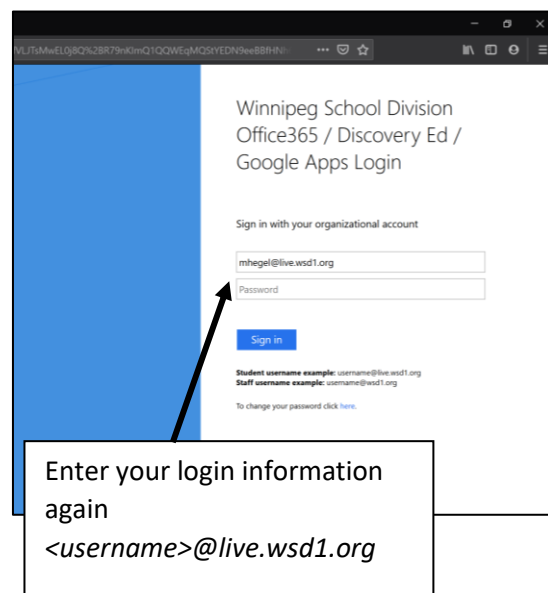
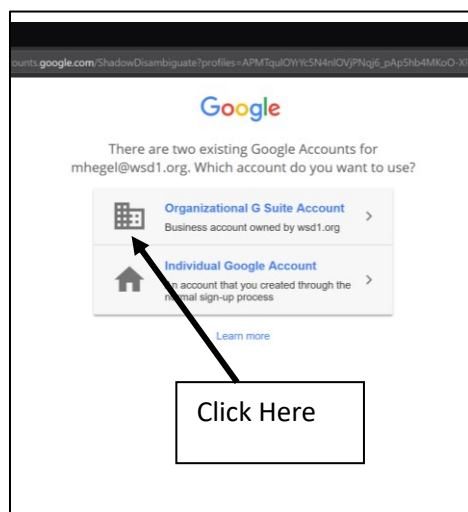
To access your Google classroom you need to know **your school division account information** that you would have received on your “yellow card” when you obtained your school ID. **THIS WILL NOT WORK WITH YOUR PERSONAL GOOGLE ACCOUNTS, YOU MUST USE DIVISION ACCOUNTS.**

To access Google Classroom:

1. Go to <http://classroom.google.com>
2. Enter your school login using the following format: **<your school login>@live.wsd1.org**



This will redirect you to another login page where you will have to:

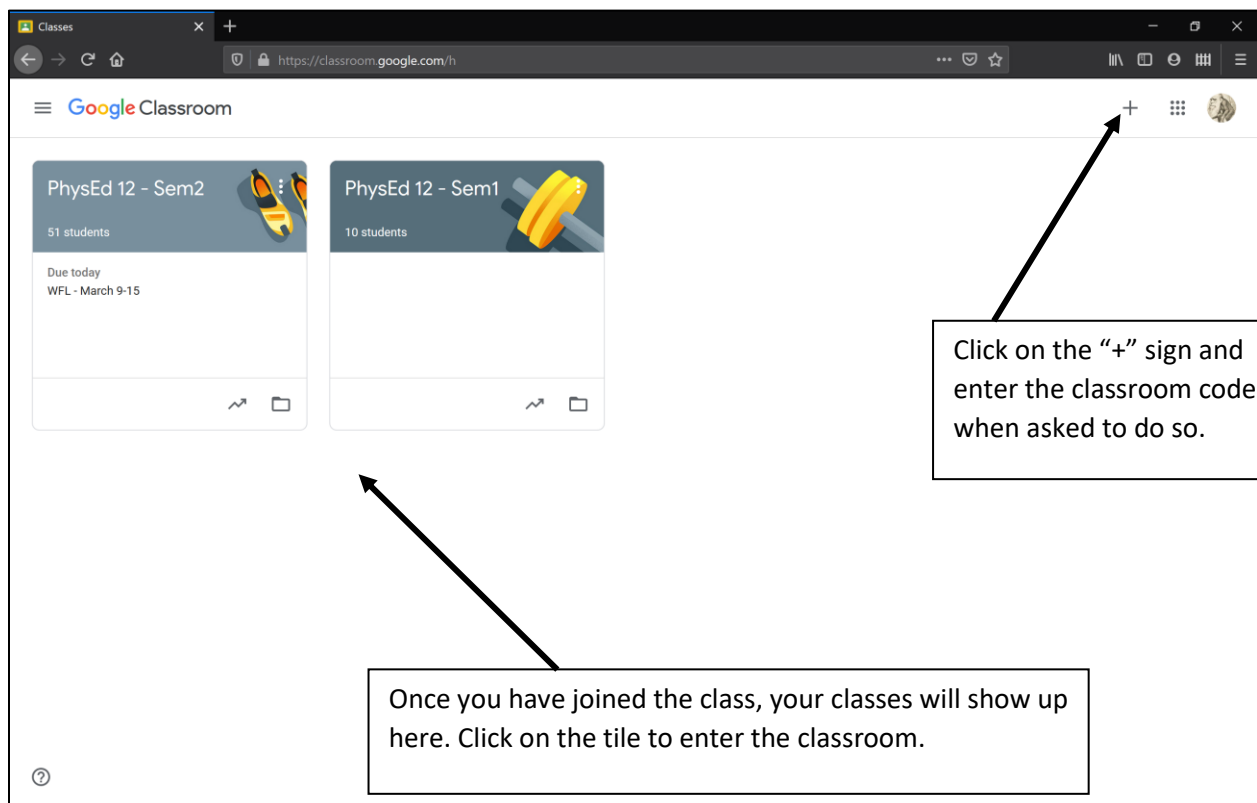


- Re-enter your login: **<your school login>@live.wsd1.org**
- Enter your password: *your student # if you never changed it. Otherwise enter your password.*

3. Once logged in, you will confirm that you have the correct email account.

4. Once you are at the home screen, click on the “+” sign in the upper right-hand corner and enter the Google Classroom Code given to you to join the class:

GOOGLE CLASSROOM CODE: _____



The screenshot shows the Google Classroom interface in a browser window. The address bar shows 'https://classroom.google.com/h'. The main content area displays two class tiles: 'PhysEd 12 - Sem2' with 51 students and a due date of 'WFL - March 9-15', and 'PhysEd 12 - Sem1' with 10 students. In the top right corner, there is a '+' sign, a grid icon, and a profile picture. A callout box with an arrow pointing to the '+' sign contains the text: 'Click on the “+” sign and enter the classroom code when asked to do so.' Another callout box with an arrow pointing to the class tiles contains the text: 'Once you have joined the class, your classes will show up here. Click on the tile to enter the classroom.'

Once you have entered the classroom, your assignments will be found under “CLASSWORK.” All work is automatically saved as you edit. Turn in all assignments on line.

Important Notes:

If you are using on a mobile device, Chromebook, iPad...you will need to download the following apps from you app store to be able to edit locally:

GOOGLE CLASSROOM, GOOGLE DOCS, GOOGLE SHEETS, GOOGLE SLIDES